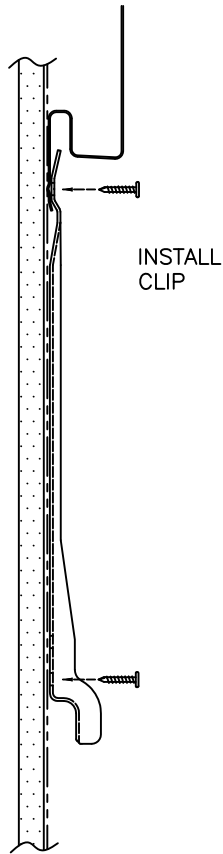
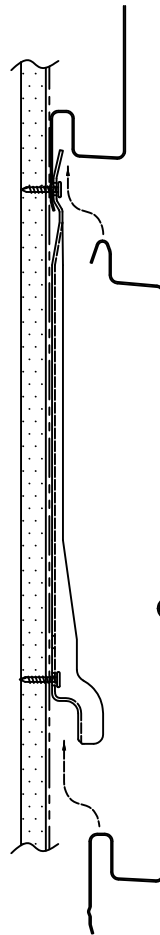


EAVE
DIRECTION



INSTALL
CLIP

PRESTIGE PANELS ARE
INSTALLED FROM EAVE
TO GROUND




INSTALL NEXT
PANEL

NOTES:

- CLIP REQUIRED FOR MOST WIND LOAD CONDITIONS.
- REFER TO PANEL ATTACHMENT SCHEDULES FOR PROPER CLIP/FASTENER SPACING & ASSOCIATED WIND LOAD CAPACITIES.
- REFER TO AEP SPAN TECHNICAL BULLETIN #35 FOR ADDITIONAL INFORMATION REGARDING CLIP USAGE.



PRESTIGE SERIES
HORIZONTAL INSTALL.



CLIP

PSH-02